

Pull-Out Ironing Board



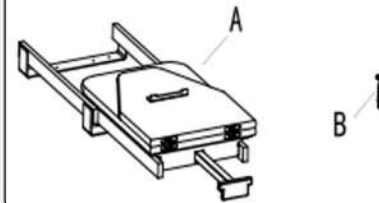
- Conveniently fits onto a cabinet shelf and folds away
- Simply glides and folds out of its storage ready for use
- Premium ball bearing runners
- Install with fold-down drawer front to hide away

 **heüger**[®]


Simple Installation Steps

1. Ensure parts are complete

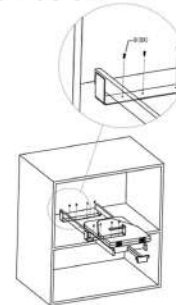
- A. 1pc ironing board
- B. 8pcs ST4x16 flat head screw



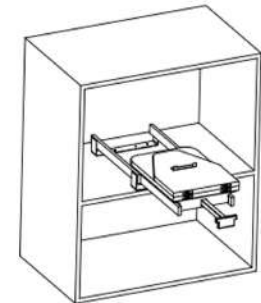
2. Measure dimension of the cabinet



3. Fix supplied screws as seen below



4. Assembly complete



Important:

- Ensure frame is mounted level for proper operation
- Apply a light silicone-based lubricant to drawer runners regularly
- Keep hinges lubricated and moisture protected with appropriate oil spray

© Heuger 2018, All Rights Reserved

Heuger is a specialist brand of the Vanguard Design Group - see VanguardDesign.com.au